

The College of
Optometrists Stage 2
Overarching
Case scenario

21

AGE AND GENDER 68yrs, Female

ETHNIC BACKGROUND Asian

OCCUPATION AND HOBBIES Carer for grandchildren and her son who has cerebral palsy. Hobbies: Indian Pottery. Driver

PRESENTING SYMPTOMS AND HISTORY Has noticed over the past six months that vision in her left eye has become misty. Over the last two months right eye has also started to become misty.

Finds it very difficult now to do her pottery decorations and cannot distinguish colours. Last eye examination 5 years ago in India and has reading spectacles. Says that right eye has always been better than left but does not know why. Remembers as a very young child going to hospital in Bombay but again does not know why. Father & Mother NIDDM, Father also Glaucoma.

GENERAL HEALTH AND MEDICATION: No medication taken. Health good.

PRESENT Rx, CENTRATION AND ACUITIES

Glass SV

R +2.50 / -0.25 x 90 N8

L +3.50 / -0.50 x 85 N24 OCD 56mm

PD/NCD 60/56 mm

VISION R 6/12 N24 L 6/36 N24

PINHOLE VISION R 6/12 L 6/36

REFRACTION

R - 0.75 / -0.75 x 110 Near Add +2.50DS

L-0.25 / -0.50 x 75 Near Add +2.50DS

VA

Distance R 6/12 L 6/36

Near R N8 L N18

ACCOMMODATION Depth of field only

BINOCULAR STATUS D 15prism LXOT N 15prism LXOT

MOTILITY Full with no discomfort

CONVERGENCE 10cm

PUPIL REACTIONS D,N,C full R & L. No RAPD

FUNDUS EXAMINATION See attached

FIELDS See attached

IOP R 10mmHg L 13mmHg @ 11.30am Perkins

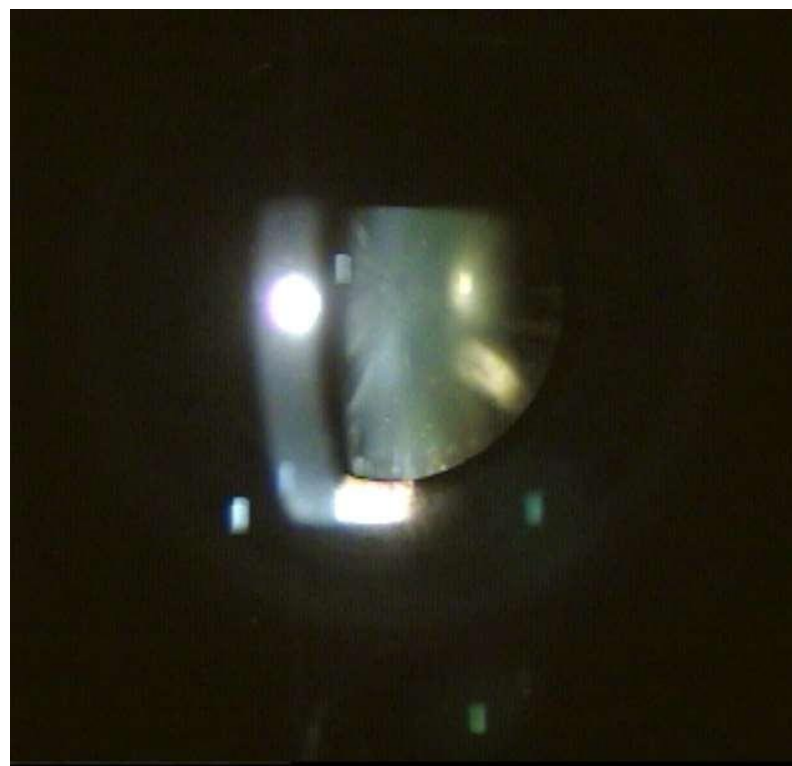
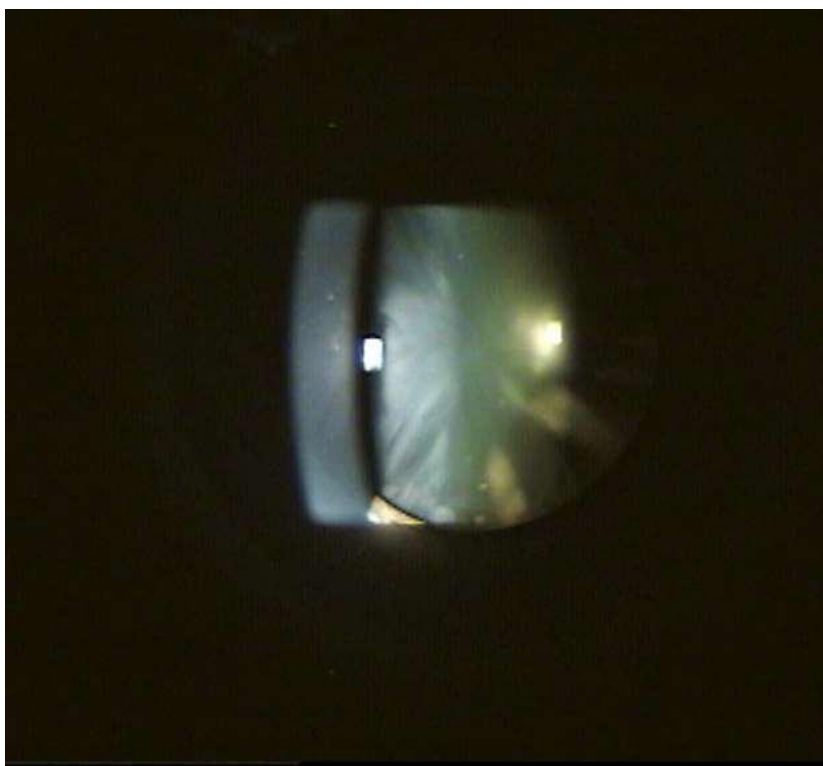
EXTERNAL EYE EXAMINATION : See attached

COLOUR VISION Not undertaken

Fundus Image



External Eyes



Field RE

CENTRAL 24-2 THRESHOLD TEST

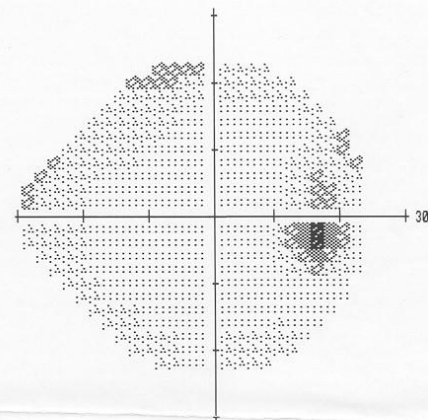
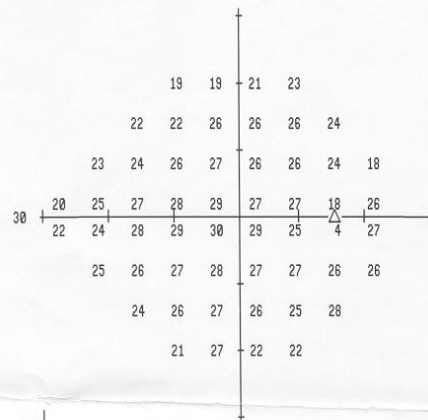
FIXATION MONITOR: BLINDSPOT
 FIXATION TARGET: CENTRAL
 FIXATION LOSSES: 0/10
 FALSE POS ERRORS: 4 %
 FALSE NEG ERRORS: 10 %
 TEST DURATION: 03:44

STIMULUS: III, WHITE
 BACKGROUND: 31.5 ASB
 STRATEGY: SITA-FAST

PUPIL DIAMETER:
 VISUAL ACUITY:
 RX: +5.00 DS DC X


DATE: 12-01-2004
 TIME: 16:29
 AGE: 68

FOVER: OFF



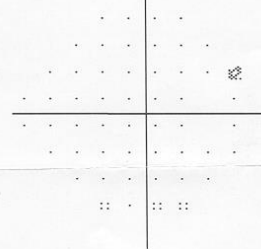
	-7	-7	-5	-2					
	-5	-6	-3	-3	-2	-3			
	-5	-5	-4	-3	-5	-3	-5	-10	
	-6	-4	-4	-3	-2	-5	-4	-3	
-4	-4	-3	-3	-2	-3	-6	-3		
	-3	-4	-5	-3	-4	-4	-4	-3	
	-5	-4	-4	-5	-5	-2			
	-7	-2	-7	-7					

TOTAL
DEVIATION



				-5	-4	-2	0							
				-3	-4	0	0	0	0					
				-2	-3	-2	-1	-2	-1	-3	-7			
				-3	-1	-1	0	0	-2	-1	-1			
-1	-2	0	0	0	0	0	-3	0						
	-1	-1	-2	-1	-2	-1	-2	0						
	-2	-2	-1	-2	-3	1								
	-4	1	-5	-4										

PATTERN
DEVIATION



GHT
WITHIN NORMAL LIMITS

MD -4.13 DB P < 1%
 PSD 1.57 DB

:: < 5%
 ☒ < 2%
 ☒ < 1%
 ■ < 0.5%

EUIN STEELE AND PARTNERS
 58 ORSETT ROAD
 GRAYS
 ESSEX RM17 5EH
 TEL 01375 373000

Field LE

CENTRAL 24-2 THRESHOLD TEST


FIXATION MONITOR: BLINDSPOT
 FIXATION TARGET: CENTRAL
 FIXATION LOSSES: 0/10
 FALSE POS ERRORS: 2 %
 FALSE NEG ERRORS: 0 %
 TEST DURATION: 03:05

STIMULUS: III, WHITE
 BACKGROUND: 31.5 ASB
 STRATEGY: SITA-FAST

PUPIL DIAMETER:
 VISUAL ACUITY:
 RX: +5.00 DS DC X

DATE: 12-01-2004
 TIME: 16:35
 AGE: 68


FOVEA: OFF



-8	-7	-9	-11				
-6	-4	-5	-5	-6	-4		
-2	-1	-6	-6	-4	-4	-2	-2
-4	-2	-3	-4	-2	-2	-1	-4
-3	-4	-2	-4	-1	-2	-1	0
-4	-3	-3	-4	-4	-2	-1	-1
-5	-3	-2	-2	-1	-3		
-3	-4	-2	-4				



-6	-6	-7	-8				
-5	-3	-4	-3	-4	-2		
-1	0	-4	-4	-2	-3	-1	-1
-3	-1	-1	-3	-1	0	0	-3
-1	-3	-1	-2	0	-1	1	1
-2	-2	-1	-3	-2	0	1	0
-3	-2	-1	0	0	-2		
-2	-3	-1	-3				



GHT
 BORDERLINE

MD -3.15 DB P < 1%
 PSD 1.97 DB

:: < 5%
 ☼ < 2%
 ☼ < 1%
 ■ < 0.5%

EUIN STEELE AND PARTNERS
 58 ORSETT ROAD
 GRAYS
 ESSEX RM17 5EH
 TEL 01375 373000